

Wagga Wagga Art Society Inc.

Founded 1949

Welcome Newsletter

A Message from the **President**

Welcome new members to The Wagga Wagga Art Society. You will find lots of very friendly and helpful people in our group using a wide range of genres. There are painters in oil, watercolour, acrylics, pastels, mixed media, drawing and photography, plus other imaginative art disciplines. Don't feel you need any great artistic ability to start. Everyone has to start somewhere and also you may have skills that will help other members in our society.

Your level of involvement is up to you, we have members that use the studio regularly and others that prefer to create at home, attend Plein Air gatherings (outdoor sessions), be involved in the Saturday Open Studio etc. Some of our members enjoy painting in the morning followed by an ice-cream while having a positive critique/feedback in the afternoon.

We have workshops during the year to help you improve your skills or try out something new.

We organise a number of exhibitions each year, where members can exhibit their work. All financial members are encouraged to enter their work in these exhibitions where sales often occur.

As President I encourage prospective new members to come along, meet and enjoy the companionship of like-minded people.

I look forward to sharing art sessions with you.



Nicole Shaddock
President



The Studio is located on Small Street (off Tarcutta Street), Wagga Wagga. The air-conditioned and heated building nestles behind the city levee bank along the Murrumbidgee River in a grassy precinct shared with the Lapidary and Amateur Radio Clubs.



We are a not-for-profit incorporated society, which means we do raise money to pay for maintenance of the art society studio building, buy necessary supplies, and pay for utilities and insurance.

The Art Society encourages all artists to exhibit, sell works and enter competitions.

The Art Studio is available for hire to exhibit. Studio hire is \$50 per session.

About the Society

Open Studio Gallery
Saturdays 10am to 3pm
Every member is encouraged to come along on any Saturday, display their art on the day, and talk to visitors.



We do encourage all members to use the studio building – it is available to you seven days and evenings each week except when there are classes/workshops running or exhibitions are on.


The Art Society holds a **monthly meeting** for all members. It is held on the **second Monday of each month** (except January) in the Studio, *starting promptly at 1:30pm*, followed by afternoon tea. This is a great time to meet members, find out firsthand what is happening for each month and for future exhibitions and activities. At the end of each meeting is a general business section. This is a great time to ask questions, make suggestions. Also check the notice boards! New members we encourage you to come along and get to know the **committee** and other members.

We do expect everyone to be house proud! This means keeping the new carpet clean. Please use a drop sheet on the floor to avoid any stains. A vacuum cleaner is provided.



For your use are tables, chairs, easels, bars, and boards. These can be moved around the studio. There are also overhead spotlights. Please carefully put away any equipment that you have used from the storage cupboards. *Sorry no personal storage facilities available.*

Please clean the tables you use. A quick wipe before you start and *definitely* a good clean up at the end. Bring your own rags and cloths.



The wet area (to the left of the kitchen) is used for brush and tool cleaning. Make sure all **excess paint is scraped off and disposed of in the garbage bin** (*not the recycle bin*) before washing. Please bring your own newspapers. We supply scrubbers, towels, and containers for water. Leave the wet area clean, dry, and tidy please.

The full-size fridge is for daily food storage only, milk is supplied for drinks, as is tea, coffee, and biscuits for the very small charge of **\$1 per day** **endless** **for drinks.**



*Our kitchen manager purchases supplies from the **daily** charge.*

For your use are drinking mugs, knives, forks and spoons. There are also plates and bowls and so on. All members are expected to wash and dry anything they use and put away into the cupboards. Cleaning products are provided.



There is also a toaster-oven, microwave, and sandwich maker for heating food and light cooking. And the all important espresso coffee machine.

We do encourage recycling. There is a bin allocated near the wet area and a large blue and yellow bin out the back. All other garbage disposal is in the kitchen bin and the small green (landfill) bin out the back.



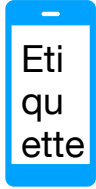
The small green bin goes out on Thursdays for garbage collection, large blue/yellow bin for recycling every second Thursday. Spare kitchen garbage bin liners under kitchen sink. Please use as needed.

We are all involved with health, safety and security. Please be careful, help each other, be considerate of noise levels (music and talking), and wear sensible shoes.

COVID-19: Please abide by NSW Health Regulations.



Please **report any problems** with any of the facilities. The committee will organise all repairs or fix problems.



Please switch your phone to silent or vibrate. Take any *necessary* calls quietly in the kitchen or outside.

Do use the extraction fan to keep chemical fumes out of the studio.

No kerosene, solvents, or sprays etc., to be used in the studio. Please use these **outside**.



For those using **oil paints** we encourage you to wear an **art apron** and medical grade **disposable gloves** to avoid chemical absorption into the skin. Have a little jar of vegetable oil to soak and clean brushes as you work. We do supply vegetable oil for cleaning hands and brushes.



The Restroom is *unisex*. You'll find toilet paper, liquid hand cleaner, and clean towels. As usual the toilet seat is left down and all areas left clean and tidy. *Thank you!*



If you are in the studio **alone** we highly recommend you lock the security door for your safety or better still work with another member.

Just inside the main door is a sign in/out book. Please complete in and out of the studio. It is a safety check! account for everyone in the fire extinguishers are and There is also a fire blanket



In case of fire take the book with you to studio. Do familiarise yourself where the read the instructions on how to use them. in the kitchen and the first aid kit.

When you finish in the studio do a safety and security check.

Do I have all my art stuff? Is the table I used clean for the next artist? Are all the windows closed? Check the bathroom, kitchen, and studio. Are all areas clean and tidy? All cupboards closed? Is the hot water heater **power** (*not the water*) turned off in the kitchen? All blinds pulled down? Both air conditioners or the heater turned off? Are all the lights off? Leave the external security sensor light on.

Do secure and lock studio doors and place the **key** back in the **key safe** and **lock it**.

